
A close-up photograph of a high-pressure water spray nozzle cleaning a rusted metal surface. The nozzle is a cylindrical metal tool with several small holes at its tip, from which multiple jets of water are spraying out. The background is a heavily corroded, orange-brown metal surface. The overall scene is industrial and emphasizes the power of the cleaning process.

DIRTY JOBS



nuova**ConTec**

NOZZLE CATALOG

At the end of any high pressure cleaning process a **nozzle** is always required.
It takes water from the pump through the pipe and turns it into a work tool.
This tool may be used to unblock an obstructed pipe, to clean a storm drain,
to break down an obstruction, to remove sand or roots....
or it simply helps you doing a good job.

Nuova Contec is aware of the importance that you give to your equipment
and therefore invested years to develop and research the best solutions
for the people who made high pressure a life choice.

Our **mission** is to help our customers make the right choice.

We provide you our **experience, research and development**
and especially our ability to offer **quality products at the right price.**

This catalogue is for operators of the high pressure drain pipe cleaning industry.
The aim of the catalogue is to guide you to the work tools that suite your needs.

The catalogue is very easy to consult and dynamic.

We added QR codes for direct connection with your smartphone or tablet;
you can watch demo videos to visualize the actual functionality of our nozzles.

Try it out now! The QR code below will connect you directly
to the **Nuova Contec channel.**

Make your choice and enjoy your work!



DISCLAIMER

All rights reserved.

The material in this catalog: images, texts, tables, icons, etc., is exclusive property of Nuova Contec Srl.

It's forbidden to use any part of it, including storage, reproduction, reprocessing, diffusion or distribution
by any technological platform, support or telematic network (including social networks –
e.g. Facebook®, Twitter®, etc...) without the express written permission of Nuova Contec Srl.


Nuova Contec reserves the right to change the characteristics of its products at any time.
The products and the accessories provided may not be identical to those shown in the photos.

Updated data sheets are available on our website for each nozzle series.

NOZZLES AND TOOLS

	Pg.	Pipe DN (mm)								Hose connection							
		25	50	100	150	200	300	400	500	≥600	1/8"	1/4"	3/8"	1/2"	3/4"	1"	1" 1/4"
Small Nozzles with Drilled Jets	9	SILE									●	●	●				
	9	PICIUL									●	●	●	●			
	10	MEDUNA												●			
	10	CELLINA												●	●	●	
	10	VORTEX												●			
	11	LIVENZA												●	●	●	
Egg Shape Nozzles	11	ARZINO										●	●	●	●	●	●
	12	ITALO												●	●	●	
Grenade Nozzles with Ceramic Inserts	12	ISONZO										●	●	●	●	●	
	13	FARA														●	
	13	DURANNO														●	●
	13	CANIN												●	●	●	●
Rotating Nozzles	14	WARTHOG										●	●	●	●	●	
	14	MAGNUM													●	●	●
	15	RAUT										●	●	●	●	●	
	15	BORA												●	●	●	
	17	TREMOL															
Vibrating Nozzles	16	RAVEDIS												●	●	●	●
	16	RAVEDIS LT										●	●				
Heavy Duty Nozzles	17	PIAVE											●				
	18	NATISONE													●	●	●
	19	MAGREDI													●	●	●
Milling Nozzles	20	AVIAN TURBINE												●	●	●	
Nozzles with chains	20	AVIAN											●	●	●		
	21	SOLO												●	●	●	
	21	SOLO TURBINE												●	●	●	
	22	CARNIA AND FRIULI													●	●	●
	22	MANIAGO														●	
Centralizers	23																
Special Nozzles	24																
Rotating Swivels	27																
Spray Guns and Lances	28																
Save Hose Devices	30																
Manhole Cover Lifters	31																
Mini-jet Kit Hoses	32																
Inserts and Accessories	34																

JETTING TROU



**DRAIN AND SEWER
CLEANING NOZZLES**




PICIUL



ITALO



FARA



**AGGRESSIVE NOZZLES
FOR LIMESTONE REMOVAL**



VORTEX



TREMOL



RAVEDIS



**HEAVY DUTY NOZZLES
FOR SAND AND MUD REMOVAL**




PIAVE



CANIN



NATISONE



**ROOT CUTTING
NOZZLES**



WARTHOG WT 3/8"



SOLO



AVIAN



**UNBLOCKING NOZZLES
(GREASE AND OBSTRUCTIONS)**



RAUT



BORA




WARTHOG STD

BLESHOOTING



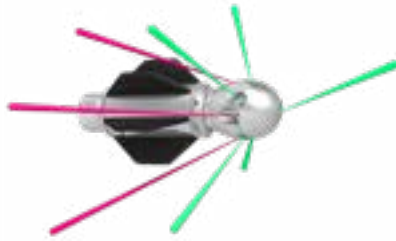
DURANNO



MAGREDI PLUS



WARTHOG DS



MAGNUM SWITCHER




MAGREDI




VENTURI



FRIULI



MANIAGO



MAGNUM



AVIAN TURBINA



NOZZLE SELECTION GUIDE

TECHNICAL SPECIFICATIONS

1. Nozzle measures

All products are described with their measures ($\varnothing \times L$ = diameter and length) and weight (g or kg). **Size and weight** must be proportionate to the pipe to be cleaned: a nozzle that is too small or light in a large pipe could easily invert flow, and injure the operator.

2. Jet angle

The effectiveness of the washing action and the nozzle traction depend on the **distribution and angle of the jets**. Nozzles with high angled water jets ($>30^\circ$) exert a greater cleaning force against the pipe walls compared to nozzles with lower angles ($<30^\circ$), which guarantee greater force and traction, more efficient transport of sediment and a softer effect against the walls of the pipe (for this reason they are more ideal for use in older pipes or in unstable conditions).

3. Relationship between pipe size/HP pump flow

Large diameters require more water and therefore bigger and heavier nozzles with an adequate number of orifices. High pressure pump must have minimum requirements (flow) in relation to the pipe DN.

Pipe diameter (mm)	Approximate HP pipe flow (lt/min)
200-400	100-200
400-800	200-350
800-1200	350-500
>1200	>500

4. High pressure hose and fittings

All nozzles must be carefully connected to high pressure hose male coupling.

5. Pressure

Operators are responsible for using the nozzles without exceeding the **max pressure** indicated by the producer for each nozzle, and they must take into consideration the pipe conditions. In damaged pipes, jets with too high pressure

could further deteriorate structural conditions.

With fixed or rotating jet **low drag** the choice of pressure has to be made referring to the consistency of the sediment or of the material to be removed.

- for **general cleaning, sand or mud removal, or sediment transfer jobs**, a pressure of 150 bar is adequate
- in case of **grease, limestone, industrial residue, or hard blockages**, the higher the jet pressure is, the quicker will be the removal

In general, with **mechanical action** nozzles (milling or rotating head nozzles, root removal nozzles with chains, vibrating nozzles) pressures higher than 150 bar may not provide any benefit, but could lead to early wear and tear of the nozzles. To enable the proper nozzles function, keep in mind that pressure losses could occur due to the high pressure pipe diameter, material and length.

6. Rotating Nozzles

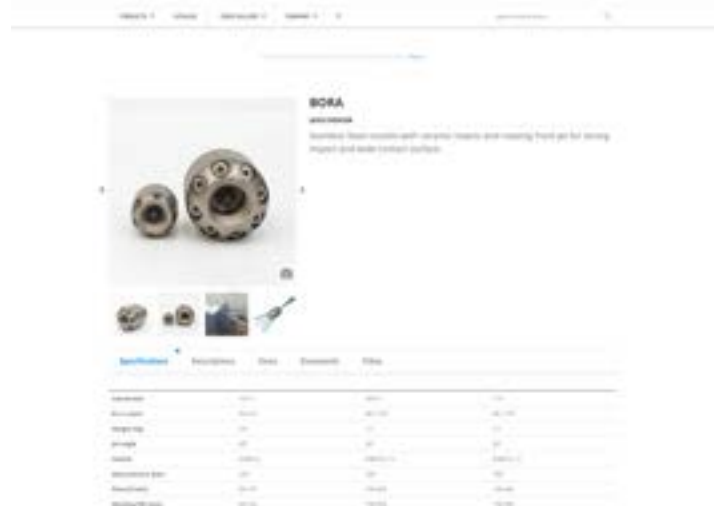
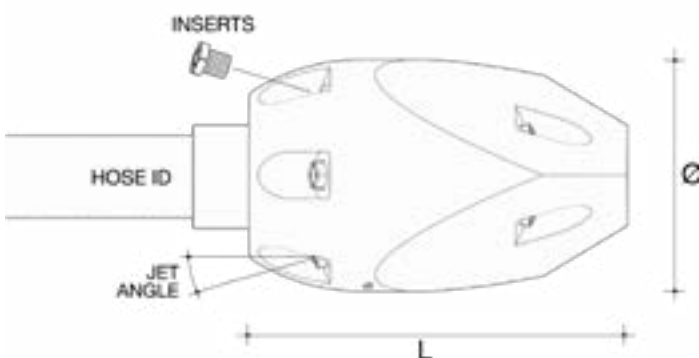
To guarantee a homogenous washing effect in the entire pipe, we suggest the usage of the rotating nozzles with centralizers adjusted to the diameter of the pipe to be worked on (compulsory for chain nozzles).

7. Quality inserts

The nozzle openings are crucial points in which the force of the water meets with the nozzle shape and consistency. For this reason, the material and the shape of the inserts are fundamental to determine the quality of the water jet. NCT supplies different type of interchangeable nozzles in different sizes (M4, M6, M8, M10 and $\frac{1}{4}$). For more details see pag. 34. The nozzles are supplied with ceramic or carbide inserts, that make the water jet more compact and therefore more effective. For this reason, they last much longer than metal inserts or pierced nozzles.

8. More info about NCT nozzles

Check out NCT products on www.nuovacontec.com. Select the nozzle and just click on Specifications, Descriptions, Items, Documents, Video in order to get the most updated info.



USE AND SAFETY INSTRUCTIONS

1. Safety above all

Nuova Contec nozzles must be used by trained and experienced professional operators.

For security purposes we discourage the use of these products to “Do-It-Yourself” users. We advise them to turn to professional, adequately equipped companies.

Damages and cracks caused by high pressure jets may have serious consequences on people and objects.

For this reason, when working with high pressure systems it is absolutely necessary to follow the instructions established by applicable workplace safety laws and use all the safety devices and necessary equipment.

2. Dirty jobs in confined spaces

Cleaning sewer and drains could be dirty jobs, but they should absolutely never become dangerous jobs! Always be careful that sewer, tank, manholes are confined spaces and the operators must be not allowed to enter in the sewer except at very special conditions and taking in account their safety.

3. Become familiar with the product and its components

Before using any nozzle or product in general, **the operator must read the general operating, maintenance and safety instructions provided**, in order to prevent accidents and/or unexpected results. **Check the nozzles before and after every use to check for any damages, their condition and loosening of components and inserts.**

4. Pump pressure and flow rate

Nuova Contec nozzles are sold specifically calibrated for specific pressure and flow indicated on the customer orders. Using the same nozzles with pumps that have different characteristics may lead to unexpected results, or to risk

to people and objects. If the section of jets is larger than necessary, the pump may not be able to reach the correct operating pressure. In the opposite case (too small jets), the pump will be subject to greater force. Do not ever exceed the maximum operating pressure indicated for each nozzle.

5. Nozzle operation

The high pressure pump must be turned on only if the nozzle is completely and securely inserted in the pipe to be cleaned. Never extract the nozzle from the pipe when the pump is in use. To optimize cleaning and to avoid the risk of nozzle backflow, always choose and use the appropriate nozzle for the size of the pipe.

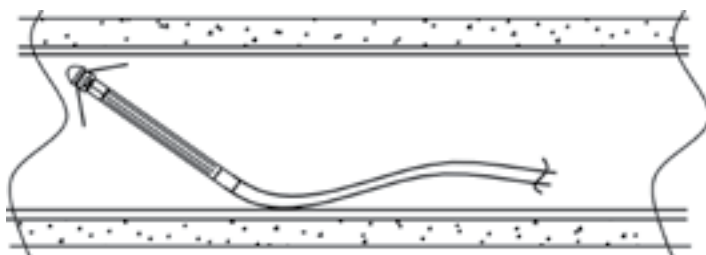
6. Save hose devices

They reduce friction of high pressure hoses against sharp edges of the manhole, especially when pulling back the hose. They avoid early deterioration of the pipe and reduce the risk of explosions.

7. CCTV inspection is better

Inspecting the pipes before, after (and if possible during) each intervention helps the operators to choose the most appropriate work solutions and verify the work done, as well as to be aware of the effective output of the nozzles.

Nuova Contec is not responsible for any dangerous situations or damage caused by improper use of its articles or for a use other than that for which they were designed and made.



NOZZLES KIT

Nozzle kits are a practical, compact and complete solution for those who want several different nozzles at their fingertips for daily cleaning, flushing and unblocking applications.

Several solutions are available for each size, with different nozzle combinations contained in practical plastic cases with preformed shapes for each nozzle. Each case also includes the keys for the replacement of the inserts and general safety instructions.

1/8" AND 1/4" NOZZLES

VALK18.01 4 x Piciul (2 + 2 w/front jet),
2 x Sile w/2 front jets,
2 x Sile w/4 front jets,
1 x Tremol

VALK14.01 2 x Piciul,
2 x Sile,
1 x Raut,
1 x Arzino,
1 x Tremol

VALK18.01



VALK14.01



1/2" NOZZLES

VALK1F.00 Cellina, Livenza, Meduna, Vortex,
Arzino, Raut, Isonzo, Tremol

VALK1.00 Cellina, Livenza, Meduna, Vortex,
Arzino, Raut, Isonzo, Tremol
(Nozzles with Male Thread)

VALK1F1.00 Piciul, Italo, Tremol, Bora, Raut

VALK1F.00



VALK1.00



3/4" NOZZLES

VALK3F11.00 Raut, Italo, Isonzo, Tremol

VALK3F1.00 Raut, Livenza, Isonzo, Tremol

VALK3F11.00



1" NOZZLES

VALK6F31.00 Raut, Italo, Isonzo, Tremol

VALK6F1.00 Raut, Livenza, Isonzo, Tremol,
with ceramic inserts

VALK6F31.00



1" 1/4 NOZZLES

VALK7F.00 Raut, Livenza, Isonzo, Tremol

VALK7.00



SILE

Small hardened steel reaction nozzles, with drilled orifices, conical shape, with or without single/multiple front jets.

APPLICATION

- for cleaning and unblocking very small domestic drain/lateral connections
- a wide selection of front jets configuration offers higher unblocking capacity for grease and ice removal
- to be used with small, trailer or skid mounted jetters, secondary hose reel

ADVANTAGES

- different jetting configuration



	1/8" F	1/8"	1/8"	1/8"
Ø x L (mm)	15 x 15	15 x 15	15 x 15	15 x 15
Weight (gr)	8	8	8	8
Jet angle	35°	35°	25°	25°
Front Jets	-	1	1x0° + 1x30°	1x0° + 3x30°
Max pressure (bar)	250	250	250	25
Flow (lt/min)	20-60	20-60	20-60	20-60
Working DN (mm)	20-60	20-60	20-60	20-60
#	5500.07	5500.07A	5500.07F2	5500.07TR

Round head reaction nozzles with drilled jets, 1/4" or 3/8" connection and M4 front port.

APPLICATION

Cleaning and flushing domestic pipes DN50-150.



	1/4" F	3/8" F	3/8" M
Ø x L (mm)	18 x 29	23 x 31	21 x 37
Weight (gr)	25	40	50
Jet angle	35°	35°	35°
Max pressure (bar)	250	250	250
Flow (lt/min)	25-80	30-90	30-90
Working DN (mm)	30-100	30-150	30-150
With no front jet	3518.00 (*)	3519.00 (*)	3519.00M (*)
With straight front jet	3518.00 (*)	3519.00 (*)	3519.00M (*)
With 4 front jets	3518.00TR	3519.00TR	3519.00MTR
Only front jets	3518.00A	3519.00A	

(*) Nozzles with M4 port for front jet. They are delivered with plug and additional insert for front jet.

PICIUL

Round head nozzles with 25°/30deg jet angle.

APPLICATION

These nozzles can easily overtake multiple bends and be used in vertical pipes.

ADVANTAGES

- made by hardened stainless steel
- compact and short nozzles.



	1/8"	1/4"	3/8"	1/2"
Ø x L (mm)	13,5 x 17	18 x 21	25 x 24	30 x 27
Weight (gr)	8	18	46	66
Jet angle	25°	25°	25°	30°
Front Jet	no/drilled	M4	M4	M4
Max pressure (bar)	300	300	300	300
Flow (lt/min)	25-60	25-80	25-120	25-140
Working DN (mm)	20-100	50-125	40-150	50-200
#	3520.S10	3520.S13	3520.S19	3520.S21
w/front jet	3520.S10A			

MEDUNA

Short nozzles, round head shape,
for vertical and 90° bent pipes cleaning.



	1/2" M SS	1/2" F
Ø x L (mm)	25 x 36	25 x 43
Weight (gr)	60	65
Jet angle	30°	25°
Front jet	no	M6
Max pressure (bar)	300	300
Flow (lt/min)	40-170	40-170
Working DN (mm)	50-100	50-100
#	3520.110I	3520.210

CELLINA

Standard cleaning nozzles,
with 35° rear jets.
Front jet available upon request.



	1/2" M	1/2" F	3/4" F	1" F
Ø x L (mm)	28 x 50	28 x 46	35 x 50	48 x 65
Weight (gr)	120	95	170	460
jet angle	35°	35°	35°	35°
Front jet	M6	M6	M6	M6
Max pressure (bar)	300	300	300	300
Flow (lt/min)	50-170	50-170	60-230	70-260
Working DN (mm)	50-100	50-100	60-200	100-300
#	5520.20	5520.30	5520.60	5520.70

VORTEX

Round head nozzle
with 15°+ 35° rear jets.

ADVANTAGES

- for combined pulling and cleaning action
- excellent in negotiating 90° bends



	1/2" F
Ø x L (mm)	37 x 37
Weight (gr)	175
Jet angle	15/35°
Front jet	M6
Max pressure (bar)	300
Flow (lt/min)	80-170
Working DN (mm)	50-100
#	5528.50



LIVENZA

Small nozzles, conical shape, with M6 interchangeable insert, rear jets.

ADVANTAGES

- 20° angle of inclination.



	1/2" F	3/4" F	1" F
Ø x L (mm)	42 x 51	49 x 58	58 x 69
Weight (gr)	222	336	500
Jet angle	20°	20°	20°
Front jet	1 x M6	1 x M6	1 x M6
Rear jets	6 x M6	6 x M6	6 x M6
Max pressure (bar)	300	300	300
Flow (lt/min)	40-170	50-230	50-260
Working DN (mm)	50-200	85-250	100-300
#	5515.300	5515.600	5515.700
w/ceramic	5515.300C	5515.600C	5515.700C

ARZINO

High traction nozzles, with interchangeable inserts, rear jets.

ADVANTAGES

- 15° angle of inclination
- the egg shape allows an easy headway in pipes with bends.



	1/4" F	3/8" F	1/2" M	1/2" F
Ø x L (mm)	25 x 30	30 x 37	31 x 49	48 x 60
Weight (g)	50	100	100	300
Rear jet angle	15°	15°	35°	15°
Inserts	-	-	6 x M6	6 x M6
Flow (lt/min)	25-80	30-90	40-170	40-170
Max pressure (bar)	300	300	300	300
Working DN (mm)	30-80	60-120	60-200	60-200
#	5526.00	5527.00I	5529.06	5528.06
w/ceramic			5529.06C	5528.06C



	3/4" F	1" F	1" 1/4 F
Ø x L (mm)	58 x 72	69 x 85	79 x 95
Weight (kg)	0,8	1,3	2,0
Rear jet angle	15°	15°	15°
Inserts	8 x M6	8 x M6	M10 X 1
Flow (lt/min)	55-230	60-260	120-400
Max pressure (bar)	300	300	300
Working DN (mm)	100-250	150-350	150-400
#	5532.08	5533.08	5534.08
w/ceramic	5532.08C	5533.08C	5534.08C

ITALO

Long term durable nozzles, made of stainless steel, with interchangeable carbide inserts.

APPLICATION

- cleaning job with recycling systems



	1/2" F	3/4" F	1" F
Ø x L (mm)	44 x 58	57 x 79	69 x 95
Weight (kg)	0,4	1,0	1,6
Jet angle	20°	20°	20°
Inserts	6 x TE M6 + 1 ^(*)	8 x TE M6 + 1 ^(*)	8 x TE M6 + 1 ^(*)
Max pressure (bar)	300	300	300
Flow (lt/min)	40-170	120-350	120-350
Working DN (mm)	70-200	100-300	100-400
#	65540.290	65540.295	65540.300

(*) carbide inserts

ISONZO

Grenade nozzles made of hardened stainless steel, with ceramic or carbide inserts.

APPLICATION

- a 30° jetting configuration ensures a good pipe wall cleaning performance

ADVANTAGES

- internal flow diverter, rear jets with 30° jet angle



	3/8" F	1/2" F	3/4" F	1" F	1" 1/4
Ø x L (mm)	39 x 60	49 x 80	69 x 111	87 x 135	87 x 135
Weight (kg)	0,37 kg	0,8	1,4	4,5	4,5
Jet angle	30°	30°	30°	30°	30°
Inserts	6 x M6 C	6 x M6 (TE)	8 x M10 x 1	12 x M10 x 1	12 x M10 x 1
Max pressure (bar)	300	300	300	300	300
Flow (lt/min)	>20	>60	>80	>250	>250
Working DN (mm)	60-180	80-200	150-400	200-600	200-600
w/ceramic	65540.090	65540.100	65540.200	65540.420	65540.421
w/carbide		65540.100W	65540.200W	65540.420W	65540.421W

FARA AND DURANNO


Highly efficient heavy duty nozzles with ceramic or carbide interchangeable inserts. Supplied in stainless steel on request.

APPLICATION

- suitable for stone and sand removal previous to root cutting jobs

ADVANTAGES

- an inside flow diverter maximizes efficiency reducing pressure drops inside the nozzles
- with carbide inserts suitable for recycling systems
- supplied in stainless steel on request



	Fara 1" F	Duranno 1" F	Duranno 1 1/4" F
Ø x L (mm)	87 x 142	107 x 186	107 x 186
Weight (kg)	3.6	9.5	9.5
Jet angle	15°	20°/30°	20°/30°
Rear jets	10 x M10 x 1	16 x M10 x 1	16 x M10 x 1
Front jet	M10x1	-	-
Max pressure (bar)	300	300	300
Flow (lt/min)	>120	>240	>250
Working DN (mm)	150-500	300-800	300-1000
w/ceramic	65540.600	65540.810	65540.800
w/carbide	65540.600W	65540.810W	65540.800W

CANIN

Very high traction nozzles, torpedo shaped.

APPLICATION

- this nozzle is more efficient for removal of soft deposits and long run jobs
- jetting configuration improves the flushing performance with high suction power

ADVANTAGES

- an inside flow diverter maximizes flow efficiency reducing turbulence and pressure drops inside the nozzle
- rear jets with ceramic or carbide interchangeable inserts at a very low angle of inclination (5°/10°)
- supplied in stainless steel on request



	1/2" F	3/4" F	1" F	1 1/4" F
Ø x L (mm)	49 x 75	68 x 125	98 x 210	98 x 210
Weight (kg)	0,8	2.5	5.6	5.6
Jet angle	6 x 10°	3 x 5° + 3 x 10°	5 x 5° + 5 x 10°	5 x 5° + 5 x 10°
Inserts	TE M6 C	M10 x 1	M10 x 1	M10 x 1
Max pressure (bar)	300	300	300	300
Flow (lt/min)	40-170	>80	>150	>150
Working DN (mm)	80-200	150-300	200-500	200-500
w/ceramic	65540.765	65540.760	65540.710	65540.750
w/carbide	65540.765W	65540.760W	65540.710W	65540.750W

WARTHOG

Strengths of Warthog nozzles are **controlled rotation** and **power of its jets**. All the water is sprayed out from the rough few, but high quality inserts.

APPLICATION

- excellent for removal of sand, limestone and roots

Replacing the standard head with the DS head to improve descaling performance is very straightforward.



	3/8" F	1/2" F	3/4" F	1" F	1" 1/4 F
Ø x L (mm)	48 x 76	48 x 110	79 x 190	106 x 230	122 x 231
Weight (kg)	0,5	1,33	2,1	4,9	5,0
Front port	1 x 15°	1 x 15°	1 x 15°	1 x 15°	1 x 15°
Rear ports	2 x 30°	2 x 30°	2 x 30°	4 x 38°	6 x 35°
Radial ports (only in DS head)	-	2 x 85°	2 x 85°	2 x 85°	-
Flow (lt/min)	20-45	27-75	40-170	190-300	300-450
Max pressure (bar)	350	350	550	350	350
Working DN (mm)	60-200	60-200	150-500	200-900	200-900
#Warthog classic nozzle	75000.53	75000.50K	75000.55	75000.60	75000.61
#Warthog DS nozzle		75000.50KD	75000.55D	75000.60D	



MAGNUM

Warthog MAGNUM nozzles have been designed and manufactured for **longer durability** (compared to the classic nozzles).


The **WGR** with **SWITCHER** head is **2 tools in 1**. It is possible to switch between pulling or cleaning without removing the nozzle from the pipe. When the pump is idled down and brought back to pressure the tool will switch the water flow between two different sets of jets.

ADVANTAGES

Manufactured for specific **use with water recycling units**.



	3/4"	1"	1" 1/4
Ø x L (mm)	92 x 184	110 x 270	110 x 280
Weight (kg)	3,06	4,9	4,9
Front port	1 x 15°	1 x 15°	1 x 15°
Radial ports	2 x 55°	2 x 85°	2 x 85°
Rear ports	2 x 28°	4 x 38°	6 x 38°
Max pressure (bar)	550	350	350
Flow (lt/min)	60-190	>190	>190
Working DN (mm)	150-400	200-900	200-900
#			
Nozzle without inserts	74996.01.SI	74997.01.SI	74998.00.SI
Standard config. w/carbide	TA.WHR.W	TA.WGR.W	TA.WGR125.W
DS config. w/carbide		TA.WGR.WDS	TA.WGR125.WDS
Switcher head w/carbide		74997.01.TSW	74997.01.TSW



Switcher head

RAUT

Stainless steel nozzles with 4 front jets.
On request available with carbide inserts (W).

APPLICATION

- penetration through occlusion of soap, grease, stones
- preliminary cleaning jobs before using chain rotating nozzle for roots removal
- reverse cleaning jobs (from house to main sewer)

ADVANTAGES

- sharp chisel shape improves breaking performance



	1/4" F	3/8" F	1/2" F	3/4" F	1" F
Ø x L (mm)	19 x 30	25 x 40	38 x 55	52 x 85	69 x 115
Weight (kg)	45 gr	80 gr	250 gr	750 gr	1,0
Front jets	-	3x15° + 1 M4	3x15° + 1 M6 C	3x20° + 1 TE M6 C	3x20° + 1 TE M10 C
Rear jets	-	6x20° drilled	6x20° M6 C	6x20° TE M6 C	6x20° TE M10 C
Max pressure (bar)	300	300	300	300	300
Flow (lit/min)	35-80	35-90	70-170	85-240	100-300
Working DN (mm)	30-100	30-100	50-250	80-300	100-400
#	5550.05	5560.08	5560.10	5560.20	5560.30
w/carbide				5560.20W	5560.30W

BORA

Stainless Steel nozzles with ceramic inserts and rotating front jet for strong impact and wide contact surface.

APPLICATION

- removal of hard obstruction (grease, roots, foam in small pipes with bends)

ADVANTAGES

- rotating front jet forms a fast rotation water cone with higher breaking capacity
- much more efficient than a conventional front jet
- a special tool to replace front inserts is available



	1/2" F	3/4" F	1" F
Ø x L (mm)	39 x 61	68 x 107	68 x 107
Weight (kg)	0,4	2,1	2,1
Jet angle	20°	20°	20°
Inserts	6 x M6 C	8 x M10x1	8 x M10x1
Max pressure (bar)	220	250	250
Flow (lit/min)	>90	120-350	>160
Working DN (mm)	60-150	150-350	150-350
#	75150.01	75210.01	75350.01



RAVEDIS

Stainless steel spinning nozzles with off-axis rotor for vibrating/hammering action.

APPLICATION

- **Light vibration version** is suitable for PVC pipes and for combined hammering and cleaning actions for grease and limestone removal
- compact and short size allows the nozzle to be used in small pipes with bends

LIGHT VIBRATING NOZZLES



	3/8" F	1/2" F
Ø x L (mm)	35 x 63	35 x 63
Weight (gr)	350	350
Rear jets	3x25° M4	6x25° M4
Rotation jets	1x90° M4I	1x90° M4
Minimum Flow (l/min)	40	40
Max pressure (bar)	275	275
Working DN (mm)	80-175	80-175
#	77399.100	77399.250

APPLICATION

Crowned head nozzles are more aggressive and effective in descaling and limestone removal.

ATTENTION! Never use these nozzles in gres, ceramic or thin thickness PVC pipes.



HEAVY VIBRATING NOZZLES



	1/4" F	1/2" F	3/4" F	1" F
Ø x L (mm)	38 x 76	48 x 86	58 x 110	78 x 130
Weight (kg)	0,3	0,6	2	3
Rotation jets	1 x M4	1 x M6	1 x M6	1 x M6
Rear jets angle	25°	10°	10°	15°
Rear jets	3 x M4	6 x M6	6 x M6	6 x M6
Flow (l/min)	25-70	50-120	130-250	>250
Max pressure (bar)	250	250	250	250
Working DN (mm)	50-125	80-250	125-300	150-400
#	77400.050	77400.250	77400.650	77400.750

TREMOL

Stainless steel spinning nozzles.

APPLICATION

- for removal of grease and limestone from pipe walls
- cleaning of wells and boreholes
- pipe cleaning before CCTV inspection



	1/8" F	1/4" F	3/8" F	1/2" F 1/2" M	3/4" F	1" F	1" 1/4 F
Ø x L (mm)	16 x 27	20 x 35	35 x 60	35 x 60	50 x 83	70 x 105	70 x 105
Weight (kg)	30 gr	0,1	0,3	0,3	0,8	2,6	2,6
Jet angle rotation/break rear	90°/85° 20°	90°/85° 20°	90°/85° 20°	90°/85° 20°	90°/85° 20°	90°/85° 20°	90°/85° 20°
Inserts	-	-	10 x M4	10 x M4	10 x M6 ^(*)	10 x M6 ^(*)	10 x M6 ^(*)
Flow (lt/min)	>25	>30	>40	>40	>70	>100	>100
Max pressure (bar)	275	275	275	275	275	275	275
Working DN (mm)	20-60	30-60	50-150	50-150	100-300	150-400	150-400
#	75510.190R	75510.230R	75510.12R	75510.14R 75510.14M	75510.35R	75510.250R	75510.27R

(*) M6 Hex head ceramic inserts

PIAVE

Flat nozzle with ceramic inserts.

APPLICATION

- sand and debris removal from squared pipes



	1/2" F
Dimensions (mm)	165 x 94 x 37
Weight (kg)	3,5
Jet Angle	5° / 10°
Inserts	4 x M10x1
Minimum Flow (l/min)	60
Working DN (mm)	150-250
#	65500.880



Self-balancing heavy nozzles, torpedo shaped.

APPLICATION

- for bottom cleaning and sand removal applications
- working with Natisone the **water is always oriented to the bottom of the pipe**, just for sediments removal (and not for all around cleaning), optimizing water consumption
- if the pipe is really full of sand Natisone nozzles achieve the best performance in combination with Raut.

ADVANTAGES

- ceramic inserts are set as standard configuration, carbide inserts (for water recycling units) upon request
- for a wider cleaning action, 18 and 32 kg nozzles have been designed with double angle (28°/15°) on the lateral jets
- a front eyebolt can be used to fix a rope for pulling and securing purposes
- suitable for egg profile pipes
- to be used with rotating swivel



	3/4" F	1" F	1" F	1" 1/4 F
Ø x L (mm)	100 x 260	140 x 400	160 x 520	160 x 520
Weight (kg)	10	18	32	32
Jet angle	5 x 15°	7 x 28°/15°	9 x 28° / 15°	9 x 28°/15°
Inserts	M10x1	M10x1	M10x1	M10x1
Max pressure (bar)	250	250	250	250
Flow (lt/min)	80-160	100-240	180-400	180-400
Working DN (mm)	150-500	250-800	300-1000	300-1000
w/ceramic	65500.800	65500.810	65500.820	65500.840
w/carbide	65500.800W	65500.810W	65500.820W	65500.840W
Rotary swivel	5030.20A	5030.25A	5030.25A	5030.32A



Magredi BASIC

Magredi PLUS

Sledge style "2 in 1" nozzle. 16 ports with multiple directions and inclinations of water jets allows to adapt jetting configuration to any kind of cleaning need:

- 9 x 0±25deg ports direct water to the lower part of the pipe. Multiple inclination allows the jets to reach the lateral parts of the pipe
- 2 x 90deg ports can be used in order to keep the nozzle at the center of the pipe
- 5 x 75deg ports direct water to the top of the pipe.

Standard configuration includes ceramic inserts, carbide inserts (W) upon request .
To be used with rotary swivel.

APPLICATION

Removal of sand and deposits in large channels.

ADVANTAGES

Basic configuration (9 jets /7 plugs) is used for sand and debris removal from flat/big pipes.

Plus configuration (16 jets) makes it an all-around cleaning nozzle, more effective than a conventional nozzle: lower part of the pipe is flushed with low inclination jets (for an increased traction and removal capacity), upper part is flushed with high inclination jets with increased cleaning efficiency than a conventional nozzle (as the water reaches the pipe wall at shorter distance).

Additional inserts to the **Basic** or **Plus** configuration have to be ordered separately.

Nozzles with carbide inserts (see codes below with "W") must be used with water recycling trucks.



	3/4"	1"	1"	1" 1/4
Dimensions (mm)	355 x 160 x 120	355 x 160 x 120	355 x 160 x 120	355 x 160 x 120
Weight (kg)	17	17	22	22
Bottom Jets Inclination	0° / 5° / 10° / 15° / 25°	0° / 5° / 10° / 15° / 25°	0° / 5° / 10° / 15° / 25°	0° / 5° / 10° / 15° / 25°
Number of bottom jets	9	9	9	9
Upper jets	5 x 75°	5 x 75°	5 x 75°	5 x 75°
Lateral jets	2 x 90°	2 x 90°	2 x 90°	2 x 90°
Type of inserts	TE M10x1	TE M10x1	TE M10x1	TE M10x1
Minimum flow (lt/min)	150	150	250	250
Working DN (mm)	400-1200	400-1200	400-1200	400-1200
#BASIC	65500.872	65500.87	65500.870	65500.871
w/carbide	65500.872W	65500.87W	65500.870W	65500.871W
#PLUS	65500.872R	65500.87R	65500.870R	65500.871R
w/carbide	65500.872RW	65500.87RW	65500.870RW	65500.871RW

AVIAN

Stainless steel root cutter spinning nozzle package with sprocket chains.
Each package includes nozzle with chain supporting head, round head, centralizer, tools for assembling and plastic case.

APPLICATION

Removal of roots, rust, unsuccessful liners or point repairs.

Nozzle with round head can be used for pipe cleaning.



	1/2" F	3/4" F	1" F
Ø x L (mm)	36 x 60	55 x 83	70 x 140
Weight (kg)	0,3	1	2,6
Rotation jets	3 x 90° M4	3 x 90° M6 C	3 x 90° TE M6 C
Rear jets	6 x 25° M4	4 x 20° M6 C	6 x 20° TE M6 C
Max pressure (bar)	250	250	250
Flow (lt/min)	60-160	80-240	150-270
Working DN (mm)	50-100	100-150	150-200
#pkg	VALK1A1.01	VALK3A1.01	VALK6A1.01
including:			
Chain sets for DN	50 / 70 / 100	100 / 125 / 150	100 / 150 / 200
Centralizers for DN	70/100	125	150÷200

AVIAN TURBINE

Stainless steel turbine driven nozzle with carbide cutting head.

APPLICATION

To be used for milling and unblocking application.



	1/2" F	3/4" F	1" F
Ø x L (mm)	36 x 60	55 x 83	70 x 140
Weight (kg)	0,3	1	2,6
Rotation jets	3 x 90° M4	3 x 90° M6 C	3 x 90° M6 C
Rear jets	6 x 25° M4	4 x 20° M6 C	6 x 20° TE M6
Max pressure (bar)	250	250	250
Flow (lt/min)	60-160	80-240	90-270
Min working DN (mm)	50	80	125
#	75510.17TTW	75510.360TTW	75510.260TTW

SOLO

Stainless steel spinning or turbine driven nozzle package (with plastic case) with circular chains for root cutting application.

APPLICATION

Thanks to the fast rotation and **special carbide plates welded on the chains**, roots, limestone, rust or any material on the pipe wall is easily cut away.

This nozzle is also effective for tough jobs such as removal of unsuccessful liners and patch repairs or limestone from cast iron pipes.



	1/2" F	3/4" F	1" F
Ø x L (mm)	36 x 60	55 x 83	70 x 140
Weight (kg)	0,3	1,0	2.6
Max pressure (bar)	250	250	250
Flow (lt/min)	60-160	80-240	150-270
Working DN (mm)	70-100	100-150	150-300
#pkg	VALK1A2.01	VALK3A2.01	VALK6A2.01
#turbine pkg	VALK1A2T.01	VALK3A2T.01	VALK6A2T.01
including:			
Chain sets for DN	70 / 100	100 / 150	150 / 200
Centralizers for DN	70 / 100	100 / 150	150 ÷ 200

PARTS AND COMPONENTS

(nozzle + head + accessories)



Chain supporting head and chains



Carbide cutting head



Solo exploded view

NOZZLES

Spinning nozzle (without inserts)

75510.17R **75510.360R** **75510.260R**

Insert configuration

TA.75510.17R **TA.75510.360R** **TA.75510.260R**

Turbine nozzle (without inserts)

75510.17T **75510.360T** **75510.260T**

Insert configuration

TA.75510.17T **TA.75510.360T** **TA.75510.260T**

HEADS

Chain supporting head w/chains

75527.25C1 **75527.27C1** **75527.30C**

Carbide cutting head

75527.25B **75527.27B** **75527.30B**

SOLO head

75527.25D **75527.27D** **75527.30D**

CHAINS

Sprocket chain set

75001.10-K1 **75001.11-K1** **75001.15-K1**

DN 70 SOLO chain

50.CC070-8

DN 100 SOLO chain

50.CC100-8 **50.CC100-12**

DN 150 SOLO chain

50.CC150-12 **50.CC150-12**

DN 200 SOLO chain

50-CC200-12

DN 225 SOLO chain

50.CC225-12

DN 250 SOLO chain

50.CC250-12

DN 300 SOLO chain

50.CC300-12

CENTRALIZERS

DN70 ring centralizer

5305.12A

DN100 ring centralizer

5305.12B **5305.34B**

DN125 ring centralizer

5305.34A

DN150 ring centralizer

5305.34C

DN150÷200 centralizer

5305.10

DN150÷300 centralizer

5023.02

DN200÷450 centralizer

5023.01-1

CARNIA AND FRIULI

Stainless steel spinning nozzles with ring chains, interchangeable head, ceramic inserts.

APPLICATION

- root cutting, removal of scaling, rust, limestone and damaged liners

ADVANTAGES

Supplied as package, containing nozzle with round and knife heads, tools, plastic case and 3 sets of ring chains:

- **Carnia ¾" package:** with sets of chains for DN 150/200/300
- **Friuli 1" or 1" ¼:** with sets of ring chains for DN 200/300/400
- spare and optional sets for more DN are available

ATTENTION! Chain rotating nozzles must be used with pipe centralizer and set of chains selected according to the pipe DN.



	Carnia ¾"	Friuli 1"	Friuli 1" ¼
ØxL mm	60 x 150	74 x 170	74 x 170
Weight (kg)	1.5	2.9	2.9
Rotation jets	6 x M6	6 x M6	6 x M6
Rear jets	6 x TE M6	6 x TE M6	6 x TE M6
Max pressure (bar)	250	250	250
Working DN (mm)	100-350	150-500	150-500
Root cutter pkg	VALK3C.01	VALK6C.01	VALK7C.01
including:			
Nozzle w/round head	75000.100	75000.07	75000.08
Knife head	75000.35	75000.40	75000.40
Chain sets for DN	150, 200, 300	200, 300, 400	200, 300, 400

MANIAGO

Stainless steel root-cutter chain rotating nozzle.

APPLICATION

Suitable to remove roots, unsuccessful liners, rust.

Maniago has been designed in order to be used with different types of chains (ring, motor or double-bladed chains), to be selected referring to thickness and size of roots to remove.

ADVANTAGES

Supplied as **package in plastic case**, it includes nozzle with ceramic inserts, flat and knife heads, sets of chains and tools.

ATTENTION! It must be used with pipe centralizer and specific according to the pipe DN.



	1"F
Ø x L (mm)	88 x 140
Weight (kg)	3
Rotation inserts	3 x 90° TE M6
Rear inserts	6 x 20° TE M6
Max pressure (bar)	250
Flow (litri/min)	150÷280
Working DN (mm)	200-600
#pkg	VALK6C1.01



Chain sets
(ring and blades)

CENTRALIZERS

For root cutters and rotating nozzles.

DN 150-300 centralizer

with a set of adjustable position skids.
Suitable for 3/4" nozzles (Tremol, Warthog, Avian, Carnia).

3/4" F/M

DN (mm)	150-300
Weight (kg)	3,4
Length (mm)	250
Max Pressure (bar)	300
#	5023.02



DN 200-450 centralizer

with 2 sets of adjustable position skids.
Steel wheels are set on bigger skids. Suitable for 1" nozzles (Tremol, Warthog, Friuli, Maniago).

1" F/M

DN (mm)	200-450
Weight (kg)	7,5
Length (mm)	325
Max Pressure (bar)	300
#	5023.01-1



DN 225-600 centralizer with

pantograph opening, and rubber wheels.
Adjustable ring can be fixed along marked positions in order to open the centralizer at required DN.
Suitable for 1" nozzles (Warthog, Friuli, Maniago).

1" F/M

DN (mm)	225-600
Weight (kg)	9,3
Length (mm)	600
Max Pressure (bar)	300
#	5025.01



VENTURI PUMP

The Nuova Contec Venturi accessories devices allow the operator to suck liquid or solid materials thanks to the Venturi-effect generated by the speed of water jets within the cone. The fluid goes through a restriction and creates the vacuum.

APPLICATION

This device can be used:

1. as pump (fed by high pressure water) in order to empty tanks, pools or flooded basements. **#5100.00** does not require high flow pumps and is compatible with portable water jetters.
2. in order to help suction pump for increasing speed and depth. For this application, it can be fed by water or air, depending on the density of the sludge to be sucked.

Suction hose has to be connected on the outlet in order to discharge sludge.

Suction capacity depends on flow and depth (see chart).

Inserts size has to be selected on the base of pump parameter (flow and pressure).

Coupling for suction hose not included (to be ordered separately).

Double threaded versions are available upon request for steel suction hoses.



	DN40	DN80	DN100
Inlet (air/water)	3/8" F	1/2" F	1/2" F
Suction DN	DN40	DN80	DN100
Length (mm)	115	270	370
Weight (kg)	0,33	4,7	5,7
Maximum pressure (bar)	250	225	225
#	5100.00	5100.10	5100.12
intermediate d.		5110.01	5110.02

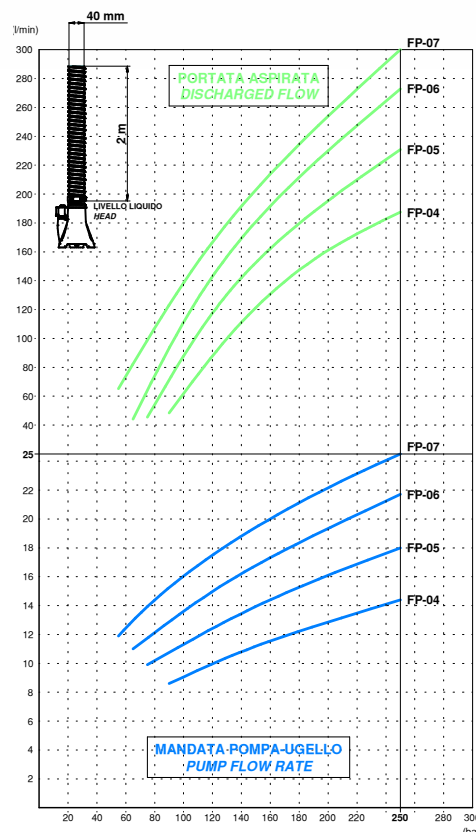
The DN40 device is provided with 5 mt of suction hose DN40 mm.



DN40 device with 5 mt of suction hoses (DN40)



Double threaded intermediate device



DN40 device:

discharged flow and pressure according to the pump flow and size of nozzle (FP).

MEDUSA



Medusa is a flushing device to be fixed on the steel suction pipe. At the same time it cleans bottom and walls of the manhole and sucks sediments. It can also be used for hydro excavation applications. Inlet: 1/2" M or F available on request.



Part No.	Suction hose DN (mm)	Pipe OD range (mm)	Weight (kg)
000D.080	80 mm / 3"	75 - 84	3,0
000D.100	100 mm / 4 "	95 - 104	3,3
000D.120	120 mm / 5"	115 - 125	3,8
000D.150	150 mm / 6"	145 - 154	3,9
000D.200	200 mm / 8"	195 - 204	5,5

TANK CLEANING NOZZLE

Tank flushing nozzle manufactured in no sparking material with rear, frontal and radial ports for different jetting configurations.

	1" F
Diameter (mm)	99
Height (mm)	200
Weight (kg)	10
Rear jets	8 x M10x1 @ 30° ceramic
Lateral jets	3 x M10x1 @ 90° ceramic 3 x M10x1 @ 75° ceramic (forward)
Front jets	1 x M10x1 central ceramic 3 x M10x1 @ 20° from central axis ceramic

65500.540



THRUST NOZZLES

for push rod cameras

They make the progress of push cameras within pipelines smooth. 1/2" F inlet with M10 ceramic inserts.

A selection of several adapters is available according to the thickness of the camera cable.

Part No.	Item
5540.101-068	Nozzle with adapter for DN 6,8 push rod
5540.101-08	Nozzle with adapter for DN 8 push rod
5540.101-09	Nozzle with adapter for DN 9 push rod
5540.101-11	Nozzle with adapter for DN 11 push rod
5540.101-15	Nozzle with adapter for DN 15 push rod

ROTOJET

Nozzle with a rotating front jet at an extremely high speed.
Four versions are available with a different pressure limit:
255, 310, 400 and 600 bar.

For each version several nozzles are available differing for the orifice dimension, which corresponds to the flow (gpm), necessary to get a pressure of 276 bar. In order to select the proper orifice size it is recommended to check the table that you can download at www.nuovacontec.com

Specific repair kits are available for the replacement of the internal rotation device.



Part No. (*)	Max Pressure (bar)	Thread	Equiv. Diam. (mm)	Flow (l/min)
75000.93/120	255	1/4" F	2,12	43
75000.92/060	310	1/4" F	1,5	28
75000.90/200	400	1/4" F	2,7	91
75000.96/080	600	1/4" F	1,7	45

(*) Nozzles with different flow values are available upon request.

FLUSHING NOZZLES

For lances or directly connected to a HP hose.

Part No.	Max Pressure (bar)	Thread	Ø x L (mm)	Weight (kg)	Orifice
3560.00	250	1/2" F	31x70	0,19	For insert 1/4" (*)
3560.60	250	3/4" F	32x80	0,27	5 mm
3560.70	250	1" F	40x95	0,39	5 mm

(*) The insert is to be ordered separately according to pressure and flow values.



FAN JET INSERTS

For lances and industrial plants.

15°	25°	40°	65°	Part No.	Thread	Equiv. DN mm	Nozzle Capacity at various pressure values (lpm)						
FBB	FBD	FBL	FBR				20 bar	30 bar	50 bar	70 bar	100 bar	150 bar	200 bar
	•	•		1460.C2	1/4" M	0,70	2,0	2,4	3,1	3,7	4,4	5,4	6,2
	•	•		1686.C2	1/4" M	1,12	3,0	3,6	4,7	4,7	6,6	8,1	9,3
				2103.C2	1/4" M	1,35	4,6	5,6	7,3	7,3	10,3	12,6	14,6
•	•	•	•	2116.C2	1/4" M	1,42	5,1	6,2	8,1	8,1	11,4	14,0	16,1
	•	•		2138.C2	1/4" M	1,54	6,1	7,4	9,6	11,4	13,6	16,7	19,2
•		•		2160.C2	1/4" M	1,66	7,2	8,8	11,3	13,4	16,0	19,6	22,6
		•		2181.C2	1/4" M	1,76	8,1	9,9	12,8	15,1	18,1	22,2	25,6
		•		2230.C2	1/4" M	1,98	10,1	12,4	16,0	16,0	22,6	27,7	32,0
		•		2341.C2	1/4" M	2,40	15,2	18,6	24,0	24,0	34,1	41,5	47,9

(*) Inserts with other jet angles are available upon request.



STRAIGHT ROTATING SWIVEL

For heavy and balanced nozzles, centralizers, spray guns.

Part No.	Inlet	Max Pressure (bar)	Speed (rpm)
5030.06A	1/4"	400	6
5030.10A	3/8"	400	6
5030.15A	1/2"	300	6
5030.20A	3/4"	300	6
5030.25A	1"	300	6
5030.32A	1" 1/4	250	6
5030.38A	1" 1/2	200	6



90° ROTATING SWIVEL

For intermittent rotations, or at medium/low speed.

Part No.	Inlet	Max Pressure (bar)
5035.10A	3/8"	210
5035.15A	1/2"	210
5035.20A	3/4"	210
5035.25A	1"	210
5035.32A	1" 1/2	180



ROTATING SWIVELS FOR HOSE REELS

Straight and 90°, Stainless Steel



5040.32A



90° rotary swivels

	1/2"	3/4"	1"	1" 1/4
Max working pressure (bar)	400	400	400	400
Maximum speed (rpm)	95	64	48	40

Part numbers:

Swivel M/M	5040.15AM		5040.25AM	5040.32AM(*)
Swivel M/F		5040.20A	5040.25A	
90° Swivel F/F		5041.20A		
90° Swivel M/F			5041.25A	5041.32A(*)
Seal kit	5040.00-01	5040.00-02	5040.00-03	5040.00-04

(*) with greaser

SPRAY GUNS AND LANCES

BASIC GUN WITH LANCE

Max working pressure (bar)	310
Max flow (lt/min)	40
Max temperature (°C)	160
INLET	3/8" F
w/500 mm lance	3801.115-050
w/900 mm lance	3801.115-090
w/1200 mm lance	3801.115-120



Nozzle to be selected separately (see page 26)

GUNS WITH VARIABLE JET LANCE



Variable jet lance working scheme

LOW FLOW GUN	
Max working pressure (bar)	250
Max flow (lt/min)	40
Max temperature (°C)	150
INLET	3/8" F
#	3806.500-01F



HIGH FLOW GUN	
Max working pressure (bar)	200
Max flow (lt/min)	80
Max temperature (°C)	90
INLET	1/2" F
#	3806.510-01F



COMPENSATED GUNS

These guns are designed for long lasting jobs: an internal mechanism reduces the pressure which is necessary to open the lever, minimizing the effort for the operator.

RL204



Max working pressure (bar)	200
Max flow (lt/min)	200
Max temperature (°C)	100
INLET	3/4" F
OUTLET	1/4" F
w/800 mm lance	3803.RL204-800

Large flow gun - 120 LPM with minimum pressure drop.

Built in stainless steel and brass, dynamic Teflon seals, with 3/4" BSP inlet coupler. Ergonomic construction, with minimum fatigue for trigger opening.

800 mm lance (w/adjustable handle) as standard configuration (1250 mm as optional length).

Nozzle to be ordered separately (see page 26).

RL84



Max working pressure (bar)	500
Max flow (lt/min)	80
Max temperature (°C)	100
INLET	1/2" F
OUTLET	1/4" F
w/800 mm lance	3803.RL84-800

500 bar gun with 800 mm stainless steel lance (w/adjustable handle). Sturdy construction in stainless steel & brass with dynamic teflon seals. Ergonomic construction with minimum fatigue for trigger opening and reduced pressure loss.

1250 mm lance available as optional length.

Nozzle to be ordered separately (see page 26)

3803.CP Shoulder rest for RL204 and RL84

RL1000



Max working pressure (bar)	1000
Max flow (lt/min)	40
Max temperature (°C)	100
INLET	3/8" F
OUTLET	1/4" F
#	3803.RL1000-01

1000 bar gun entirely made by stainless steel.

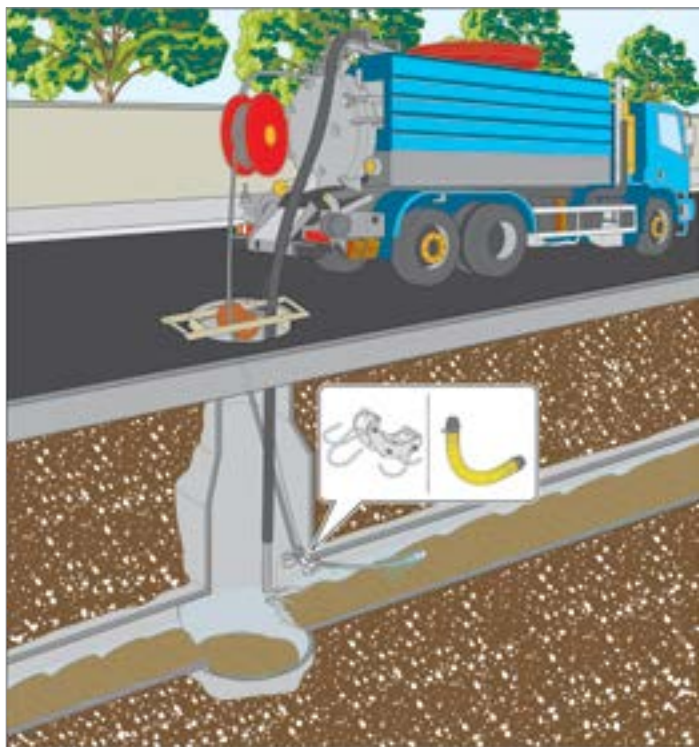
Adjustable handle and shoulder rest included.

Nozzle to be ordered separately (see page 26).

SAVE HOSE DEVICES

Save hose devices protect the integrity of high pressure hoses reducing friction with sharp edges.

A regular and proper use reduces the risk of pipe bursting, increases safety for the operators and the equipment around the job site.



LOWER GUIDE

Lower guide "banana" style is used in the lower part of the manhole, at the start of the pipeline, positioned on the top edge of the pipe

It can be used in the lower part of the manhole, at the start of the pipeline.

Robust and resistant, they are equipped with teflon wheels that make the scrolling of the hose easier.

The open arches guide (5900.05A and 5900.01) can be used also when the cleaning operation has already started, with the pipe and the nozzle already inside the pipeline.

The smallest lower guide (5900.01) can be used also to protect cctv cable.

5 meters of rope are provided for each guide.

ATTENTION!

Field tests have shown that using upper and lower guide **reduces friction by 50%!**




5900.01	Stainless steel save hose device for 3/8" - 1/2" hoses. Length: 300 mm Weight: 2,5 kg
5900.011	Spare roller for 5900.01
5900.05A	Save hose device in SS with open arches for 3/4" and 1" hoses. Length.: 580 mm Weight 4,1 kg
5900.051	Spare roller for 5900.05A
5900.07	Galvanized steel save hose device for 1" - 1 1/4 hoses Length.: 590 mm Weight 8,6 kg
5900.071	Spare roller for 5900.07



MANHOLE UPPER GUIDE

The roller guide is needed when the reel of the sewer cleaning vehicle is not placed over the manhole.

Made of galvanized steel with red plastic wheel.




5300.01B

5300.01B	Upper save-hose guide
5300.201	Spare roller for 5300.01B

TIGER TAIL

This 90 cm long flexible guide can be used either in the lower or upper part of the manhole. Available in different sizes (DN50/80/100) and materials (smooth or rugged PVC) to better adapt to the size and type of HP hose. They can also be used to protect CCTV camera cables. 5 meters of rope are provided for each guide.

5900.10	Tiger tail 2"/DN50 for 1/2" and 3/4" hoses
5900.15	Tiger tail 3"/DN80 for 3/4" and 1" hoses
5900.20	Tiger tail 3"/DN80 (rugged)
5900.25	Tiger tail 4"/DN100 for hoses up to 1 1/4"



Tiger Tail Guides

MANHOLE COVER LIFTERS

MAGNETIC KEY

With hook and hammer, this tool makes lifting manhole covers easier than ever.



5400.25-02 Manhole Key SUPER STRONG (220 kg)

TITAN-ALU

Lever and set of hooks to adapt to any type of cover.



5400.04T1 Manhole cover lifter Titan-Alu

5400.00 3 Hooks Kit for Titan-Alu

MANHOLE COVER LIFTER WITH HOOK

Made in tempered steel.



5400.24 Manhole cover lifter

MINIJET KIT HOSES

To clean domestic or industrial discharges up to DN100 mm we offer a wide range of hoses with internal diameter from 1/8" up to 5/16":

- thermoplastic cover with textile reinforcement
- thermoplastic cover with steel reinforcement
- rubber cover with steel reinforcement
- without cover, with steel reinforcement (PTFE)

On the nozzle side the hoses can be connected in the following ways:

- Directly at the hose **A**
- with 1/8" M thread **B**
- with 1/4" M thread **C**, just for 1/4" and 5/16" hoses

On the reel side the standard connection is 1/4" F (swivel).
Certain hoses (3/16" and 1/4") can be connected 1/2" M and 1/2" F (swivel).

Standard coil lengths:

15 mt (1/8" and 3/16") and 20 mt (1/4" and 5/16").



Part Numbers ^(*)	Rivestimento	Reinforcement	OD	WP	BR	Max Temp.
1/8" Internal Diameter						
5990.03-15B	Thermoplastic	Textile	8,2 mm	275 bar	30 mm	+87°C
3/16" Internal Diameter						
5913.20B	Thermoplastic	Textile	8,5 mm	175 bar	25 mm	+60°C
5947.05.20B	Thermoplastic	Steel	9,7 mm	360 bar	30 mm	+70°C
5929P.03-20B	Rubber	Steel	8,4 mm	120 bar	20 mm	+80°C
5995.20B	Rubber	Steel	9,1 mm	120 bar	20 mm	+100°C
5926.20B	No	Steel	8,0 mm	210 bar	35 mm	+260°C ^(**)
1/4" Internal Diameter						
5914.20B	Thermoplastic	Textile	10,6 mm	175 bar	40 mm	+60°C
5917.20B	Thermoplastic	Textile	12,2 mm	210 bar	35 mm	+70°C
5947.04.20B	Thermoplastic	Steel	11,6 mm	310 bar	40 mm	+70°C
5929P.04-20B	Rubber	Steel	10,3 mm	120 bar	25 mm	+80°C
5996.20B	Rubber	Steel	11,0 mm	120 bar	25 mm	+100°C
5927.20B	No	Steel	9,2 mm	175 bar	45 mm	+260°C
5/16" Internal Diameter						
5926.15B	Rubber	Steel	11,8 mm	120 bar	30 mm	+80°C ^(**)

(*) The final section of the part numbers can be customized: **15B** stands for 15 m coil length with 1/8" M thread connection to the hose (B); in case of 1/2" F or 1/2" M connection on the reel side add **"2F"** or **"2M"** at the end.

(**) The **high thermal resistance value** makes these hoses particularly suitable for **hydropneumatic applications**.

OD: Outer Diameter
WP: Working Pressure

BP: Bursting Pressure
BR: Bending Radius



HOSE FITTINGS AND ACCESSORIES



HOSE		NOZZLE SIDE CONNECTION				
Part No.	ID	Nozzle w/HF ⁽¹⁾	Nozzle w/HF w/FJ ⁽²⁾	1/8" M thread	1/4" M thread	Short ferrule
		A		B	C	
5990.03-__	1/8"	-	-	5990.03-P	-	5990.03-B
5913.__	3/16"	5500.01	5500.01A	5911.04	-	5912.05B
5914.__	1/4"	5500.012	5500.012A	5911.05B	5911.055	5912.06C
5917.__	1/4"	5500.012	5500.012A	5911.05B	5911.055	5912.06C
5995.__	3/16"	5500.01	5500.01A	5911.04	-	5912.20
5996.__	1/4"	5500.012	5500.012A	5911.05B	5911.055	5912.21
5926.__	3/16"	5500.01	5500.01A	5911.04	-	5912.05B
5927.__	1/4"	5500.012	5500.012A	5911.05B	5911.055	5912.06B

(1) Nozzle w/hose fitting

(2) Nozzle w/hose fitting w/front jet



HOSE FITTINGS

with male threaded connections

Part No.	Item
5990.03-P	1/8" M with short fitting for 1/8" hose (DN4)
5911.04	1/8" M short fitting for 3/16" hose
5911.05B	1/8" M short fitting for 1/4" hose
5911.055	1/4" M short fitting for 1/4" hose
4104.031M	1/4" M fitting for 3/8" hose
4104.032M	3/8" M fitting for 3/8" hose
4104.033M	1/2" M fitting for 1/2" hose

STRAIGHT ADAPTER/REDUCED M-F

swivel

Part no.	Item
5932.09HP	Adapter 1/4" M - 3/8" F
5932.10HP	Adapter 1/4" M - 1/2" F
5932.12HP	Adapter 3/8" M - 1/2" F
5932.13HP	Adapter 1/2" M - 1/2" F
5932.14HP	Adapter 1/2" M - 3/4" F
5932.15HP	Adapter 3/4" M - 3/4" M
5932.16HP	Adapter 3/4" M - 1" M

QUICK COUPLINGS

for pressure washers



Part No.	Item
3800.14M	Quick coupling - 1/4" M
3800.14F	Quick coupling - 1/4" F
3800.12M	Quick coupling - 1/2" M
3800.12F	Quick coupling - 1/2" F

SHORT NIPPLES

(without hexagonal nut)



Part No.	Item
5940.705-01	1/2" M - 1/2" M
5940.705-02	1/2" M - 3/8" M
5940.705-03	3/8" M - 3/8" M

ADAPTERS



Part No.	Item
5940.025-01I	1/2" M - 3/8" F (*/**)
5940.10I	3/4" M - 1/2" F (*)
5940.05I	1" M - 1/2" F (*)
5940.04-01	1" M - 1/2" F (**)
5940.04I	1" M - 3/4" F (*)
5940.07I	1" 1/4 M - 1" F (*)
5940.07NI	1" 1/4 M - 1" F NPT (*)

(*) in Stainless Steel (**) without nut

INSERTS

INSERTS WITH HEXAGONAL INTERNAL HEAD



MATERIAL	STEEL		CERAMIC				
Size	M4	M6	M6	M8	M10	M10x1	M12
0.60	85990.060 (*)	85992.060 (*)	85993.06				
0.80	85990.080 (*)	85992.080 (*)	85993.08	85994.08			
1.00	85990.10 (*)	85992.10 (*)	85993.10	85994.10	85995.10	85997.10	85996.10
1.20	85990.12 (*)	85992.12 (*)	85993.12	85994.12	85995.12	85997.12	85996.12
1.40	85990.14(*)	85992.14 (*)	85993.14	85994.14	85995.14	85997.14	85996.14
1.60	85990.16 (*)	85992.16 (*)	85993.16	85994.16	85995.16	85997.16	85996.16
1.80	85990.18 (*)	85992.18 (*)	85993.18	85994.18	85995.18	85997.18	85996.18
2.00		85992.20 (*)	85993.20	85991.20	85995.20	85997.20	85996.20
2.20		85992.22 (*)	85993.22	85994.22	85995.22	85997.22	85996.22
2.40		85992.24 (*)	85993.24	85994.24	85995.24	85997.24	85996.24
2.60		85992.26 (*)	85993.26	85994.26	85995.26	85997.26	85996.26
2.80		85992.28 (*)			85995.28	85997.28	85996.28
3.00		85992.30 (*)					
3.10					85995.31	85997.31	8 5996.31
3.40					85995.34	85997.34	85996.34
4.00					85995.40	85997.40	85996.40
PLUG (*)	85990.00	85992.00	85992.00	85994.00	85995.00	85997.00	85996.00
Key	B2	B3	B3	B4	B5	B5	B6

(*) 10 pcs

INSERTS WITH HEXAGONAL EXTERNAL HEAD



MATERIAL	CERAMIC			CARBIDE		
Size (mm)	M6	M10x1	1/4"	M4	M6	M10x1
0.60	85511.06			85509.W06	85511.W06	
0.80	85511.08			85509.W08	85511.W08	
1.00	85511.10	85510.10	85506.10	85509.W10	85511.W10	85510.W10
1.20	85511.12	85510.12	85506.12	85509.W12	85511.W12	85510.W12
1.40	85511.14	85510.14	85506.14	85509.W14	85511.W14	85510.W14
1.60	85511.16	85510.16	85506.16	85509.W16	85511.W16	85510.W16
1.80	85511.18	85510.18	85506.18		85511.W18	85510.W18
2.00	85511.20	85510.20	85506.20		85511.W20	85510.W20
2.20	85511.22	85510.22	85506.22		85511.W22	85510.W22
2.40	85511.24	85510.24	85506.24		85511.W24	85510.W24
2.60	85511.26	85510.26	85506.26		85511.W26	85510.W26
2.80		85510.28	85506.28			85510.W28
3.10		85510.31	85506.31			85510.W31
3.40		85510.34	85506.34			85510.W34
4.00		85510.40	85506.40			85510.W40
PLUG(*)	85511.00	85510.00	85506.00	85509.00	85511.00	85510.00
Key size	6 mm	10 mm	14 mm	4 mm	6 mm	10 mm

(*) 10 pieces

ACCESSORIES FOR INSERTS

Part number	Description
Cleaning and measuring sets	
85500.600	Tip cleaning set
85500.605-1	Orifices measuring kit 0,45 - 1,50 mm
85500.605-2	Orifices measuring kit 1,50 - 3,00 mm
Threadlocker	
LOC.243	Loctite 243, medium strength
Keys for inner hexagonal inserts	
85500.510L	Hexagonal L key 2 mm (B2) for M4
85500.510	Hexagonal T key 2 mm (B2) for M4
85500.512L	Hexagonal L key 3 mm (B3) for M6
85500.512	Hexagonal T key 3 mm (B3) for M6
85500.514L	Hexagonal L key 4 mm (B4) for M8
85500.514	Hexagonal T key 4 mm (B4) for M8
85500.516L	Hexagonal L key 5 mm (B5) for M10
85500.516	Hexagonal T key 5 mm (B5) for M10
85500.517L	Hexagonal L key 6 mm (B6) for M12
85500.517	Hexagonal T key 6 mm (B6) for M12
85500.518	Hexagonal L key 3/16" for ODP inserts
Keys for outer hexagonal inserts	
85500.506-03	Tubular box wrench (6 mm) for TE M6
85500.506-01	Tubular box wrench (10 mm) for TE M10
85500.501	Tubular box wrench (14 mm) for TE 1/4" inserts
85500.505	Hexagonal socket 1/4" for M10x1 (10 mm)
85500.500	Hexagonal socket 1/2" for TE 1/4"
85500.503	Hexagonal socket 3/8" for AP2 inserts
Containers for nozzle kits	
VAL.7-0N	Black plastic case 300x222x72H with NCT logo
VAL.8-0N	Black plastic case 480x287x110H with NCT logo
VAL.9-0N	Black plastic case 460x345x160H with NCT logo
Containers for inserts	
VAL.11-001	Twistpack (D.35x80)
VAL.11-002	Twistpack (D.50x80)
VAL.2	Plastic container (6 compartments)




Tip cleaning set



Orifices measuring kit



Loctite 243



Hexagonal L keys



Hexagonal socket



Containers for nozzle kits



Containers for inserts

WE JET THE WORLD



NUOVA CONTEC SRL

Zona Industriale 2/1
33086 Montereale V. (PN), Italy

Tel.: +39 0427 799505
Fax: +39 0427 799381

mail: info@nuovacontec.com
web: www.nuovacontec.com